




























What you need: 1 counter per player & 1 die

How to play: Get the student to roll the dice and move their counter the corresponding number of squares. Ask the student "What shape is it?" and have them respond.

Level Up: Get the students to ask each other, "What shape is it?" and get them to use both the colour and shape in their response e.g. "It's a pink star."


START END


 STAR	 CIRCLE	 SQUARE	 HEART	 TRIANGLE	 STAR	 CIRCLE	
 TRIANGLE	 STAR						
 SQUARE	 TRIANGLE	 CIRCLE	 SQUARE	 TRIANGLE	 CIRCLE	 STAR	
 CIRCLE	 HEART						
 HEART	 TRIANGLE	 STAR	 TRIANGLE	 SQUARE	 CIRCLE	 STAR	 TRIANGLE




























What you need: 1 counter per player & 1 die

How to play: Get the student to roll the dice and move their counter the corresponding number of squares. Ask the student "What shape is it?" and have them respond.

Level Up: Get the students to ask each other, "What shape is it?" and get them to use both the colour and shape in their response e.g. "It's a pink star."





 STAR	 CIRCLE	 RECTANGLE	 HEART	 TRIANGLE	 OVAL	 STAR	
 DIAMOND	 STAR						
 SQUARE	 OVAL	 DIAMOND	 SQUARE	 TRIANGLE	 CIRCLE	 RECTANGLE	
 TRIANGLE	 TRIANGLE						
 HEART	 CIRCLE	 RECTANGLE	 DIAMOND	 OVAL	 CIRCLE	 STAR	 HEART

What you need: 1 counter per player & 1 die

How to play: Get the student to roll the dice and move their counter the corresponding number of squares. Ask the student "What shape is it?" and have them respond.

Level Up: Get the students to ask each other, "What shape is it?" and get them to use both the colour and shape in their response e.g. "It's a pink star."



STAR

DIAMOND

SQUARE

TRIANGLE

HEART

CIRCLE

RECTANGLE

OVAL

TRIANGLE

SEMICIRCLE

HEXAGON

STAR

SEMICIRCLE

DIAMOND

SQUARE

TRIANGLE

CIRCLE

RECTANGLE

HEXAGON

RECTANGLE

HEXAGON

SEMICIRCLE

CIRCLE

STAR

OVAL