



Instructions: Find and count the weather pictures



I Spy Weather – Level 1 (ages 3-4)

Answer Key

	= 4
	= 5
	= 4
	= 3
	= 3

Teacher Tips


Ask students to point and say the type of weather.

- “Find the sun.”
- “Where is the rain cloud?”
- “Show me a cloud.”

Optional extension:








- Count together as a class.

Instructions: Find each picture. Count how many you can see. Write the number in the box.



I Spy Weather – Level 2 (ages 4-6)

Answer Key

	= 4		= 3
	= 5		= 4
	= 4		= 3
	= 3		

Teacher Tips

Focus on **counting and simple sentences**.


After counting, ask students to say full sentences.










- “I see four rain clouds.”
- “There are five suns.”
- “How many storm clouds can you see?”

I SPY – WEATHER (Level 3)

Instructions: Find and count each picture carefully. Write the number in the box.










Bonus Question: Which picture appears the most?



								
<input type="text"/>	<input type="text"/>	<input type="text"/>	<input type="text"/>	<input type="text"/>	<input type="text"/>	<input type="text"/>	<input type="text"/>	<input type="text"/>

I Spy Weather – Level 3 (ages 6-8)

Answer Key

	= 4		= 4
	= 5		= 3
	= 4		= 3
	= 3		= 5
	= 3		

Teacher Tips

Focus on **comparison and critical thinking**.

Ask students to compare the numbers.

- Which object appears the most?
- Which picture appears the least?
- Are there more suns or rain clouds?

Optional challenge:

- How many more storm clouds than snow clouds?