







Instructions: Find and count the spring objects



I Spy Spring – Level 1 (ages 3-4)

Answer Key

	= 5
	= 5
	= 4
	= 3
	= 3

Teacher Tips

Ask students to point and say the objects.

- “Find the butterfly.”
- “Where is the rainbow?”
- “Show me the sun.”

Optional extension:





- Count together as a class.




Instructions: Find each object. Count how many you can see. Write the number in the box.



I Spy Spring – Level 2 (ages 4-6)

Answer Key

 = 4
 = 5
 = 3
 = 3

 = 5
 = 5
 = 3

Teacher Tips

Focus on **counting + simple sentences**.

After counting, ask students to say full sentences.

- “I see four butterflies.”
- “There are three rain clouds.”
- “How many flowers can you see?”

I SPY – SPRING (Level 3)






Instructions: Find each object and count them carefully. Write the number in the box.

Bonus Question: Which object appears the most?



I Spy Spring – Level 3 (ages 6-8)

Answer Key

	= 4		= 5
	= 5		= 3
	= 3		= 7
	= 3		= 3
	= 5		

Teacher Tips

Focus on **comparison and thinking**.

Ask students to compare the numbers.

- Which object appears the most?
- Which object appears the least?
- Are there more butterflies or flowers?

Optional challenge:

- How many more leaves than bees?