




























WHAT COLOUR IS IT? – Level 1

What you need: 1 counter per player & a die

How to play: Get the student to roll the die and move their counter the corresponding number of squares. Ask the student “What colour is it?” and have them respond.

Level Up: Get the students to ask each other, “What colour is it?” and get them to respond by saying e.g. “It’s blue.”



 GREEN	 ORANGE	 GREEN	 PURPLE	 GREEN	 RED	 PINK
 YELLOW	 BLUE		 YELLOW	 PINK		 ORANGE
 PURPLE	 RED		 RED	 YELLOW		 BLUE
 BLUE	 PINK	 PURPLE	 BLUE	 PURPLE		
 RED	 YELLOW	 ORANGE	 RED	 GREEN		













WHAT COLOUR IS IT? – Level 2




What you need: 1 counter per player & 1 die











How to play: Get the student to roll the die and move their counter the corresponding number of squares. Ask the student “What colour is it?” and have them respond.

Level Up: Get the students to ask each other, “What colour is it?” and get them to respond by saying e.g. “It’s blue.”



 GREEN		 ORANGE
 YELLOW		 BLUE
 PURPLE		 BROWN
 WHITE	 BLACK	 PINK
		 GREY

 GREY	 PURPLE
	 YELLOW
	 RED
 GREY	
 BROWN	 RED

 GREEN	 RED	 WHITE
 PINK		 ORANGE
 BLACK		 BLUE
 BLUE		 PURPLE
 GREEN		

