




NAME: .....


.....

.....


Look, say and trace the word




SUN




BEE




RAIN




TREE




LEAF



BIRD



NEST



SEED




NAME: .....


.....

.....


Look, say and complete the word




S		N
---	--	---




B		E
---	--	---




R		I	N
---	--	---	---




T		E	E
---	--	---	---




L		A	F
---	--	---	---



B		R	D
---	--	---	---



N		S	T
---	--	---	---




S		E	D
---	--	---	---

# 3-Level Vocabulary Worksheet - Spring


Level 3: Produce

NAME: .....  
.....  
.....


Look, say and write the word in the boxes




--	--	--




--	--	--




--	--	--




--	--	--




--	--	--



--	--	--



--	--	--



--	--	--

Speak: Use the spring words to make a sentence.

**Example:** *I see a bee.*

## 3-Level Vocabulary Worksheet - Spring

### Answer Key

Answer Key - Level 2 & Level 3.

SUN

LEAF

BEE

BIRD

RAIN

NEST

TREE

SEED